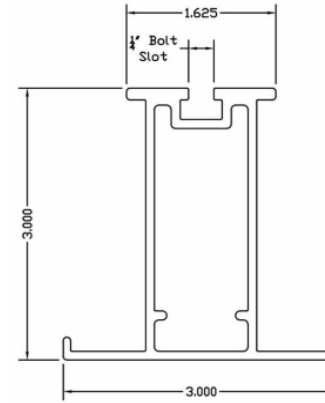
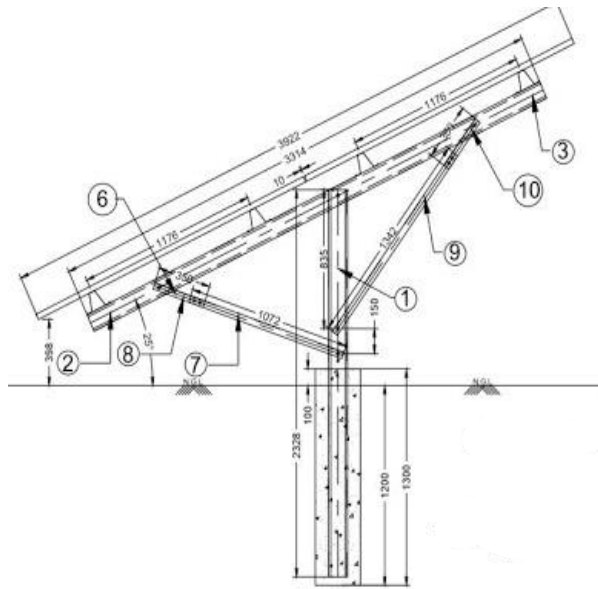
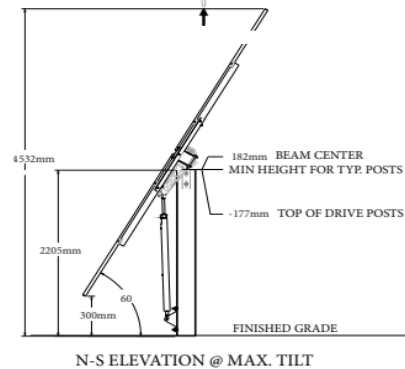
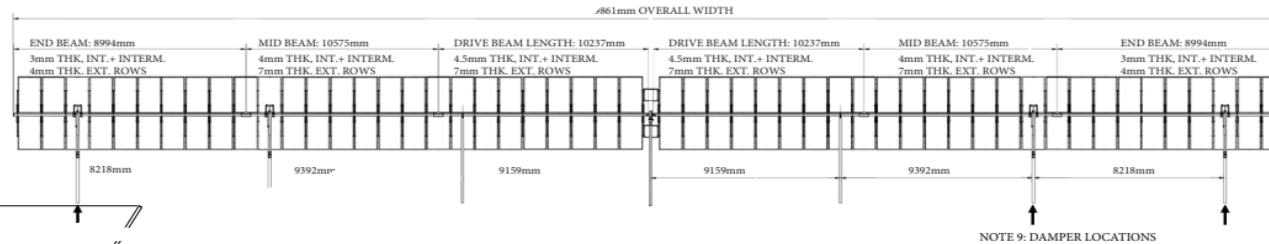


Appendix A: Drawings

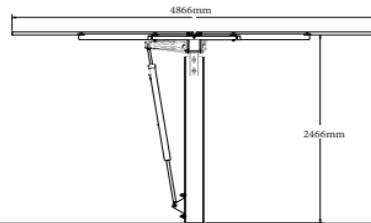


HD Rail Section Properties	
Axis X-X	Value
I (Moment of Inertia)	1.552 in ⁴
S (Section Modulus)	0.992 in ³
R (Radius of Gyration)	1.153 in
Axis Y-Y	Value
I (Moment of Inertia)	0.487 in ⁴
S (Section Modulus)	0.325 in ³
R (Radius of Gyration)	0.646 in
Area	1.167 in ²
Weight	1.337 lb/LF

Item Number	Part Number	Description & Length	Panel Width	Typical Configuration	Material	Weight	Patent
1	RHD242	SFUSA HD Ground Mount Rail, 242"	38.58" – 39.41"	6 Panels High in Landscape	Aluminum 6005A – T61	27.0 lbs.	Patent No. 8,776,454
2	RHD254	SFUSA HD Ground Mount Rail, 254"	39.42" – 41.20"	6 Panels High in Landscape		28.3 lbs.	Patent No. 9,249,994
3	RHD294	SFUSA HD Ground Mount Rail, 294"	39.42" – 41.20"	Custom		32.8 lbs.	Patent No. 9,660,569



N-S ELEVATION @ MAX. TILT



N-S ELEVATION @ 0



E-W ELEVATION DAMPER DETAIL

ELEVATION VIEWS